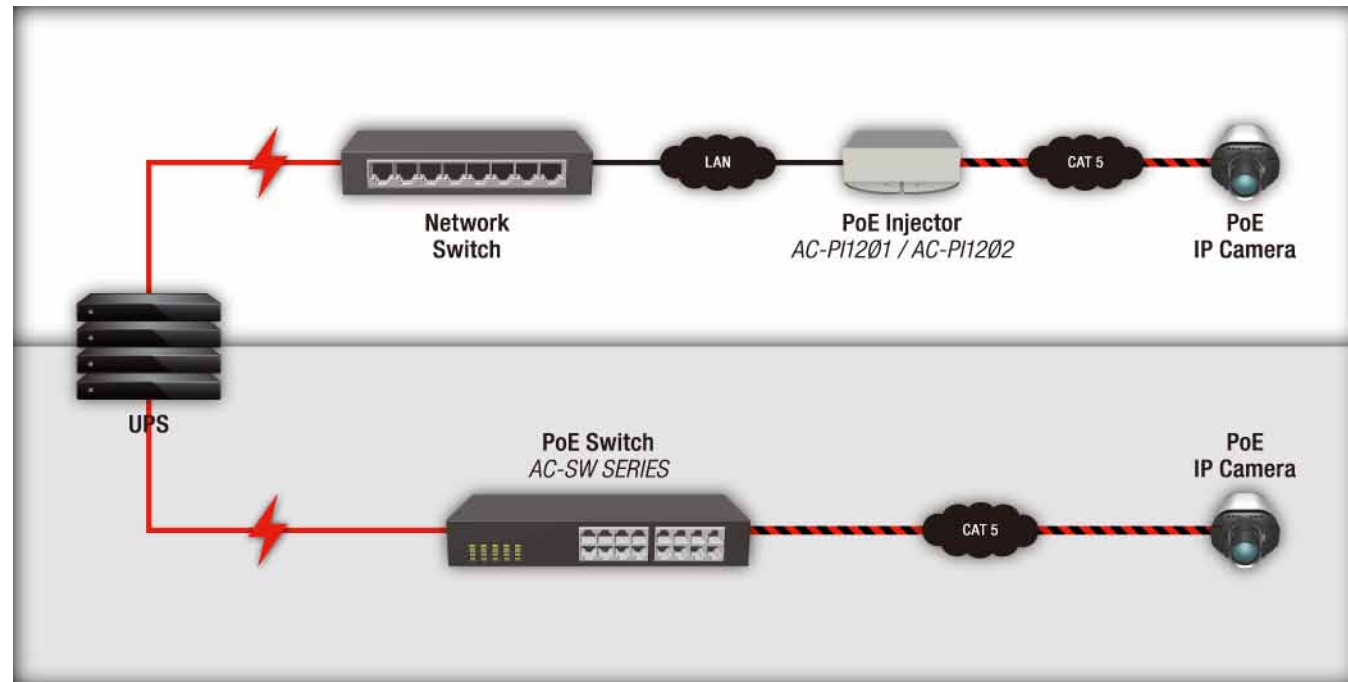









# POWER OVER ETHERNET



## SPECIFICATIONS

Model	AC-PI1201 (US) AC-PI1202 (EU)	AC-PI60101 (US) AC-PI60102 (EU)	AC-SW25H04E0	AC-SW25H04E1
				
Standard	802.3af	Hi-PoE	802.3at/af	
Network Port	10/100Base-T x 1		10/100Base-T x 4	10/100/1000Base-T x 4 1-port Gigabit SFP
PoE Port	1		4	
Power	12 W 100~240 Vac (Built-in Power Adaptor)	60 W 100~240 Vac (Built-in Power Adaptor)	125 W Up to 30 W Per Port 48 Vdc (Optional External Power Adaptor)	
Redundant Power	N/A		Yes	
Operating Conditions	0°C~60°C Humidity: 5%~90% (Non-condensing)	-20°C~50°C Humidity: 5%~90% (Non-condensing)	-10°C~70°C Humidity: 5%~90% (Non-condensing)	-20°C~70°C Humidity: 5%~90% (Non-condensing)
Protection Level	N/A		IP31	
Dimension	76 x 85 x 36 mm	160 x 267 x 45 mm	55 x 120 x 108 mm	
Installation	Desktop		DIN-Rail, Wall-mounting, Desktop	DIN-Rail, Wall-mounting
Applied Models	Camera Models with 802.3af PD Inside	N26 Series	Camera Models with PD Inside	

## SPECIFICATIONS

Model	AC-SW25I08E0	AC-SW25I16E0	AC-SW25I24E0
			
Standard	802.3at/af		
Network Port	8x 10/100Base-T	10/100 Base-T x 16 Gigabit Combo RJ-45/ SFP x 2	10/100 Base-T x 24 Gigabit Combo RJ-45/ SFP x 2
PoE Port	8	16	24
Power	130 W, up to 30 W Per Port 100~240 Vac (Built-in Power Adaptor)	260 W, up to 30 W Per Port 100~240 Vac (Built-in Power Adaptor)	390 W, up to 30 W Per Port 100~240 Vac (Built-in Power Adaptor)
Redundant Power	N/A		
Operating Conditions	0°C~40°C Humidity: 10%~90% (Non-condensing)		
Protection Level	N/A		
Dimension	160 x 266 x 44 mm	440 x 332 x 44 mm	440 x 330 x 44 mm
Installation	Desktop, 19" Rack-mounting (Optional)	19" Rack-mounting	
Applied Models	Camera Models with PD Inside		